

A66 Northern Trans-Pennine Project

Scheme 03: Penrith to Temple Sowerby

TR010062

5.18 Engineering Section Drawings (Cross Sections) (Rev 2)

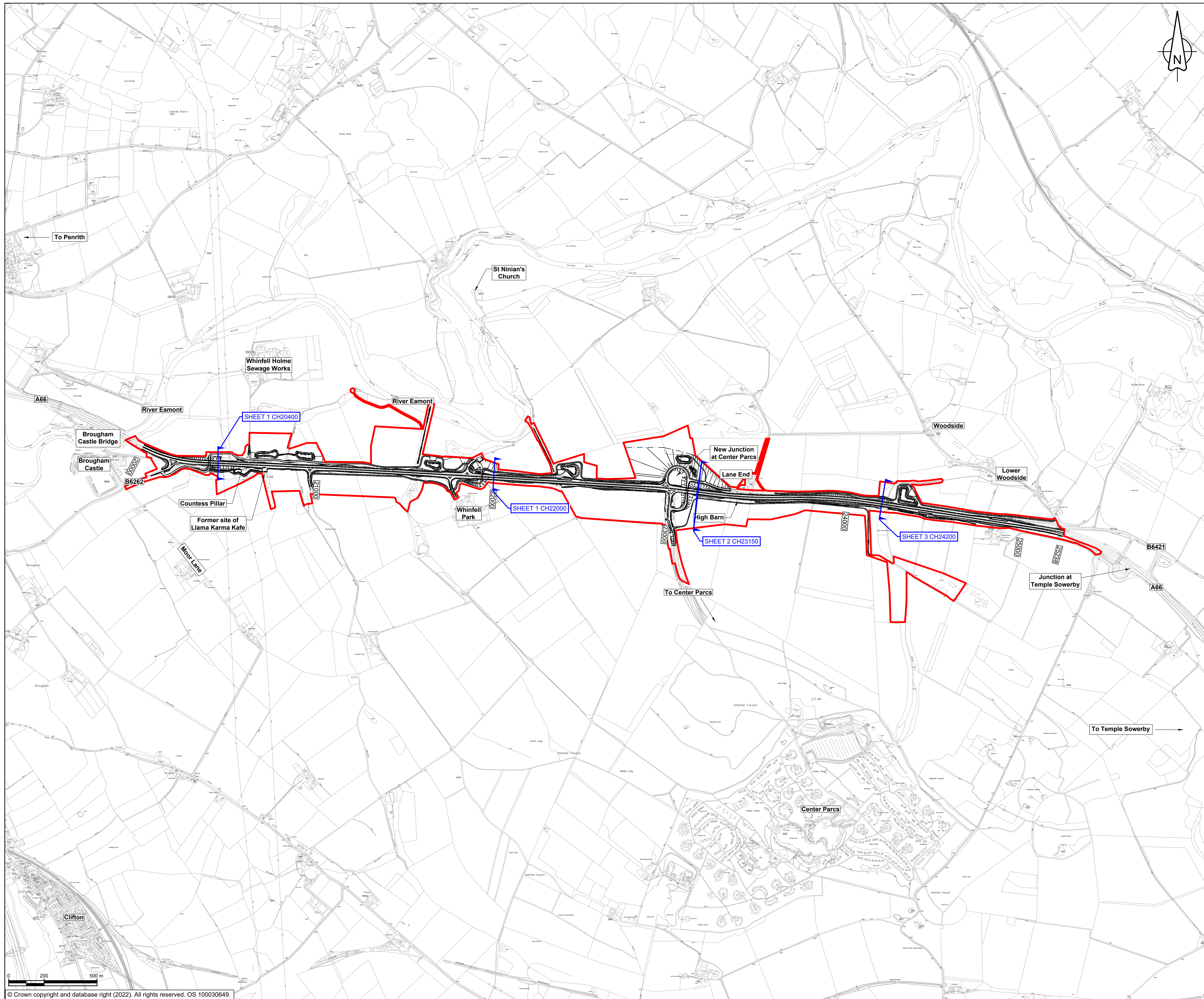
APFP Regulations 5(2)(o) and 6(2)

Planning Act 2008

Infrastructure Planning (Applications: Prescribed Forms and
Procedure) Regulations 2009

Deadline 7

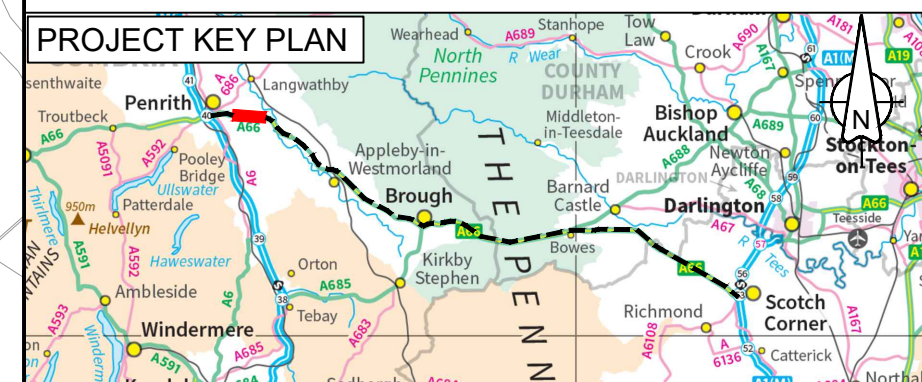
09 May 2023



NOTES
 1. ALL DIMENSIONS ARE IN METRES UNLESS NOTED OTHERWISE.

KEY

- THE SCHEME (SHOWN FOR ILLUSTRATIVE PURPOSES ONLY)
- ORDER LIMITS
- CHAINAGE (MEASURED DISTANCE ALONG THE SCHEME LENGTH)
- SECTION MARKER WITH SHEET AND CHAINAGE REFERENCE



C02	DC-05 & DC-08 Changed design				
	FBLA	FBLA	ASCR	DKID	SBAG
	26/04/23	26/04/23	03/05/23	03/05/23	03/05/23
Revision	Revision details				
	Created	Checked	Reviewed	Approved	Authorised
	dd/mm/yy	dd/mm/yy	dd/mm/yy	dd/mm/yy	dd/mm/yy

Purpose: DCO APPLICATION

PINS Reference Number: TR010062/APP/5.18

Client: 3 Piccadilly Place, Manchester, M1 3BN



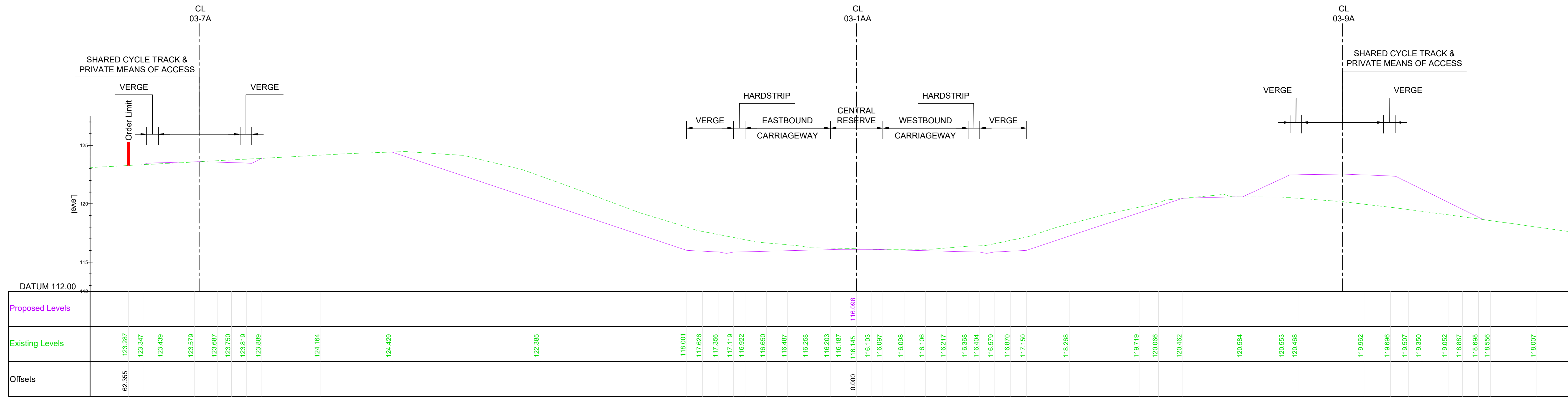
Project Name / Scheme Name: A66 Northern Trans-Pennine Project Scheme 03
 Penrith to Temple Sowerby

Drawing Title: Engineering Section Drawings (Cross Sections) Regulation 5(2)(o) & 6(2) Key Plan

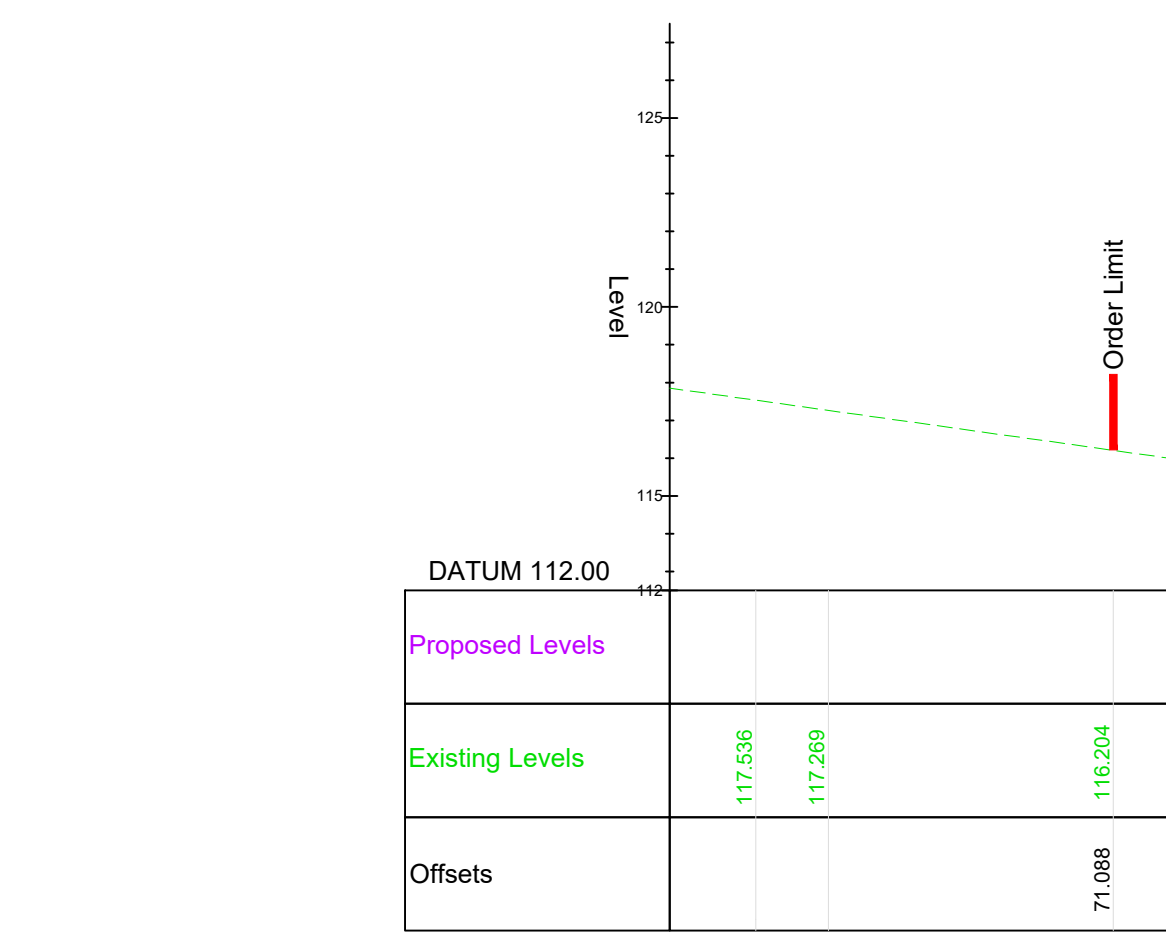
Project Ref. No.	Stage	Scale	@ A1
---	PCF3	1:10000	
		Dimensions	M

Drawing Number	Project	Originator	Volume
HE565627	- AMY	- HAC	-
S03	-DR-CH-	201100	
Location	Type	Role	Number

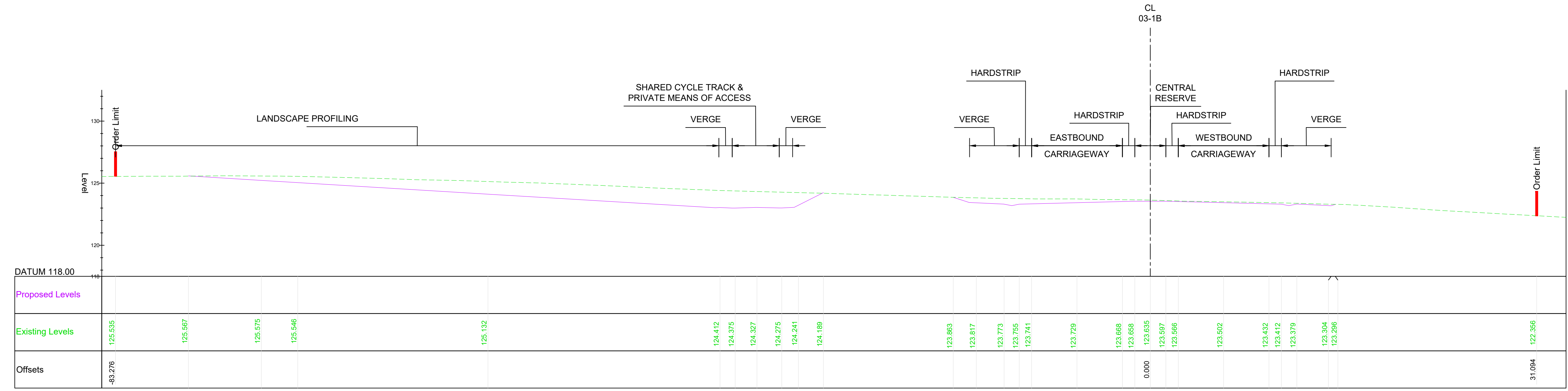
Suitability	Suitability Description	Revision
A	Approved for Stage Complete	C02



TYPICAL SECTION - CH 20400 WORK NO. 03-1AA
Scale 1:200



TYPICAL SECTION - CH 20400 (CONT.) WORK NO. 03-1AA
Scale 1:200

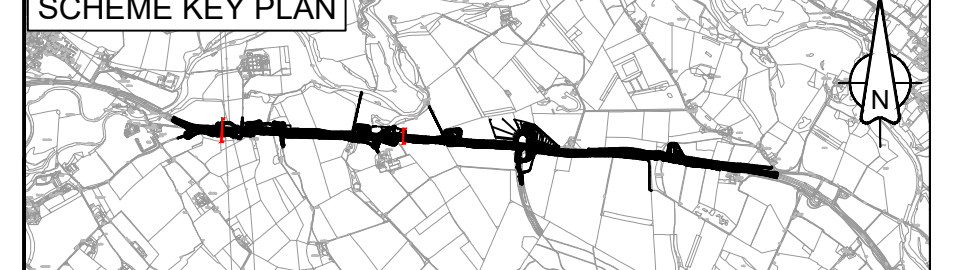
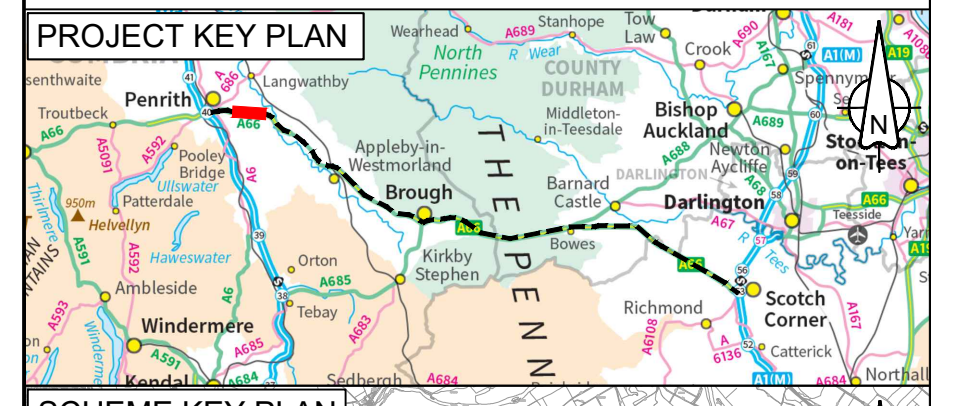


TYPICAL SECTION - CH 22000 WORK NO. 03-1B
Scale 1:200

- NOTES**
- ALL DIMENSIONS ARE IN METRES UNLESS NOTED OTHERWISE.
 - THESE ENGINEERING SECTION DRAWINGS SHOULD BE READ IN CONJUNCTION WITH THE KEY PLAN AND ALONGSIDE OTHER PLANS AND DOCUMENTS IN THE DEVELOPMENT CONSENT ORDER APPLICATION, IN PARTICULAR, THE WORKS PLANS AND SCHEDULE 1 (AUTHORISED DEVELOPMENT) TO THE DEVELOPMENT CONSENT ORDER.
 - FOR CHAINAGE PLEASE REFER TO THE ENGINEERING SECTION DRAWINGS (PLAN AND PROFILES).
 - WORK NO. REFERENCES ARE DETAILED IN THE SCHEDULE 1 (AUTHORISED DEVELOPMENT) TO THE DEVELOPMENT CONSENT ORDER.
 - THE DESIGN SHOWN ON THESE ENGINEERING SECTION DRAWINGS IS ILLUSTRATIVE AND WILL BE SUBJECT TO THE DETAILED DESIGN DEVELOPMENT. ANY CHANGES WILL BE LIMITED TO BEING WITHIN THE ORDER LIMITS AND ANY OTHER CONSTRAINTS INCLUDED IN THE DEVELOPMENT CONSENT ORDER.

KEY

- PROPOSED LEVEL
- EXISTING LEVEL
- ORDER LIMITS



DC-05, 06 & 09 Changed design and updates to Works Nos					
C02	FBLA	FBLA	ASCR	DKID	SBAG
	26/04/23	26/04/23	03/05/23	03/05/23	03/05/23

Revision details					
Revision	Created	Checked	Reviewed	Approved	Authorised
	dd/mm/yy	dd/mm/yy	dd/mm/yy	dd/mm/yy	dd/mm/yy

Purpose: DCO APPLICATION

PINS Reference Number: TR010062/APP/5.18

Client: 3 Piccadilly Place, Manchester, M1 3BN

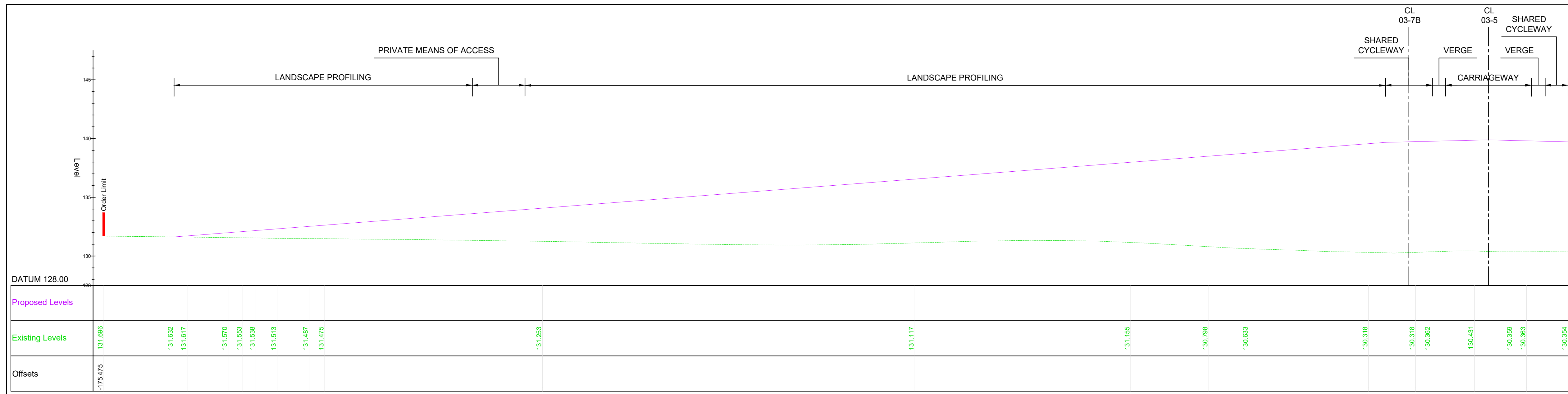
Project Name / Scheme Name: A66 Northern Trans-Pennine Project Scheme 03
 Penrith to Temple Sowerby

Drawing Title: Engineering Section Drawings (Cross Sections) Regulation 5(2)(o) & 6(2)
 Sheet 1 of 3

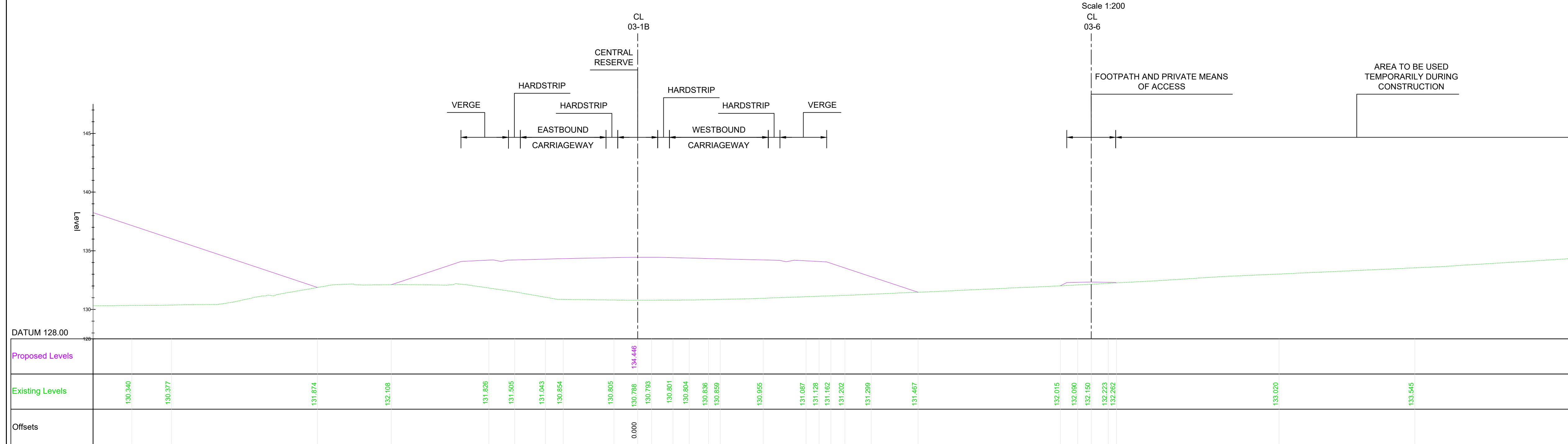
Project Ref. No. --- Stage PCF3 Scale: 1:200 @ A1
 Dimensions: M

Drawing Number: HE565627 - AMY - HAC - S03 -DR-CH- 201101
 Location | Type | Role | Number


Suitability: A Suitability Description: Approved for Stage Complete Revision: C02



TYPICAL SECTION - CH. 23150 WORK NOS. 03-1B, 03-5, 03-7B AND 03-6



TYPICAL SECTION - CH. 23150 (CONT.) WORK NOS. 03-1B, 03-5, 03-7B AND 03-6

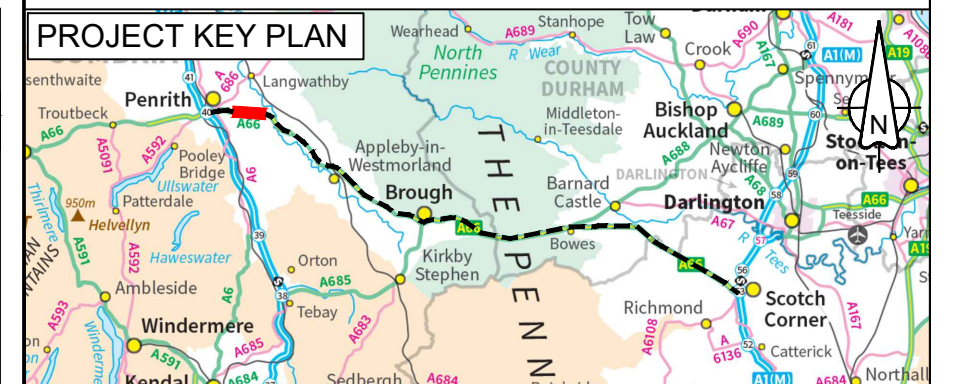


TYPICAL SECTION - CH. 23150 (CONT.) WORK NOS. 03-1B, 03-5, 03-7B AND 03-6

- ### NOTES
- ALL DIMENSIONS ARE IN METRES UNLESS NOTED OTHERWISE.
 - THESE ENGINEERING SECTION DRAWINGS SHOULD BE READ IN CONJUNCTION WITH THE KEY PLAN AND ALONGSIDE OTHER PLANS AND DOCUMENTS IN THE DEVELOPMENT CONSENT ORDER APPLICATION, IN PARTICULAR, THE WORKS PLANS AND SCHEDULE 1 (AUTHORISED DEVELOPMENT) TO THE DEVELOPMENT CONSENT ORDER.
 - FOR CHAINAGE PLEASE REFER TO THE ENGINEERING SECTION DRAWINGS (PLAN AND PROFILES).
 - WORK No. REFERENCES ARE DETAILED IN THE SCHEDULE 1 (AUTHORISED DEVELOPMENT) TO THE DEVELOPMENT CONSENT ORDER.
 - THE DESIGN SHOWN ON THESE ENGINEERING SECTION DRAWINGS IS ILLUSTRATIVE AND WILL BE SUBJECT TO THE DETAILED DESIGN DEVELOPMENT; ANY CHANGES WILL BE LIMITED TO BEING WITHIN THE ORDER LIMITS AND ANY OTHER CONSTRAINTS INCLUDED IN THE DEVELOPMENT CONSENT ORDER.

KEY

- PROPOSED LEVEL
- EXISTING LEVEL
- ORDER LIMITS



C02	DC-08 Changed design and updates to Work Nos				
	FBLA	FBLA	ASCR	DKID	SBAG
	26/04/23	26/04/23	03/05/23	03/05/23	03/05/23
Revision	Revision details				
	Created	Checked	Reviewed	Approved	Authorised
	dd/mm/yy	dd/mm/yy	dd/mm/yy	dd/mm/yy	dd/mm/yy

Purpose: DCO APPLICATION

PINS Reference Number: TR010062/APP/5.18

Client: 3 Piccadilly Place, Manchester, M1 3BN

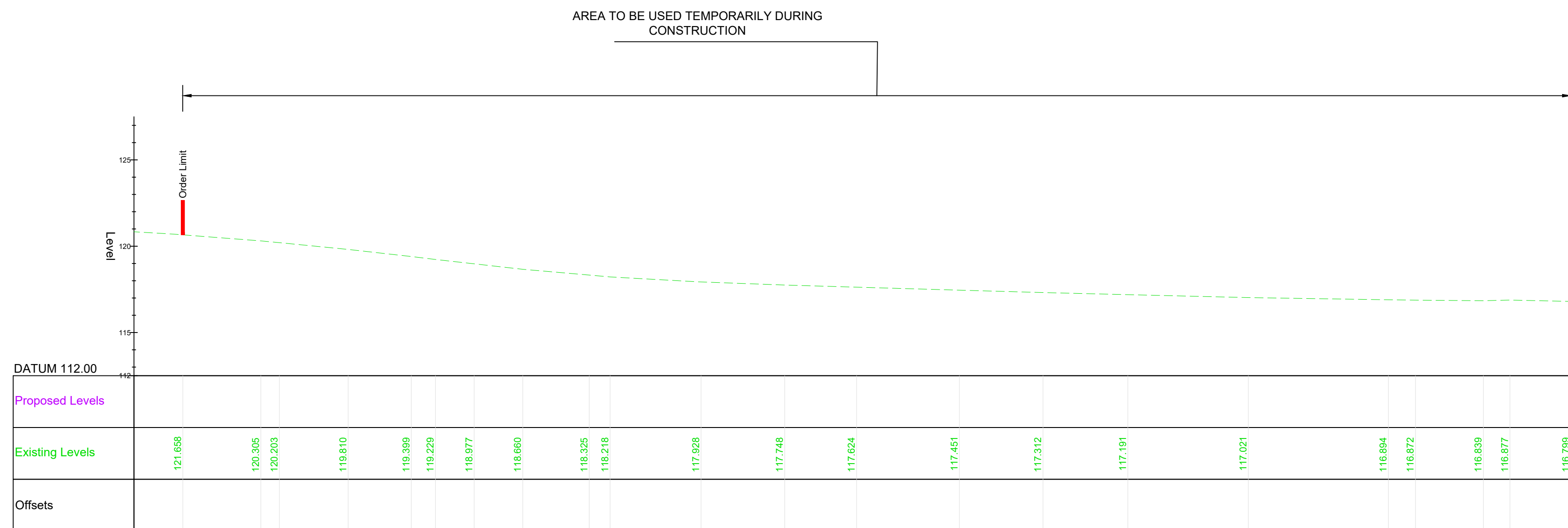
Project Name / Scheme Name: A66 Northern Trans-Pennine Project Scheme 03 Penrith to Temple Sowerby

Drawing Title: Engineering Section Drawings (Cross Sections) Regulation 5(2)(o) & 6(2) Sheet 2 of 3

Project Ref. No.	Stage	Scale	@ A1
---	PCF3	1:200	
		Dimensions	M

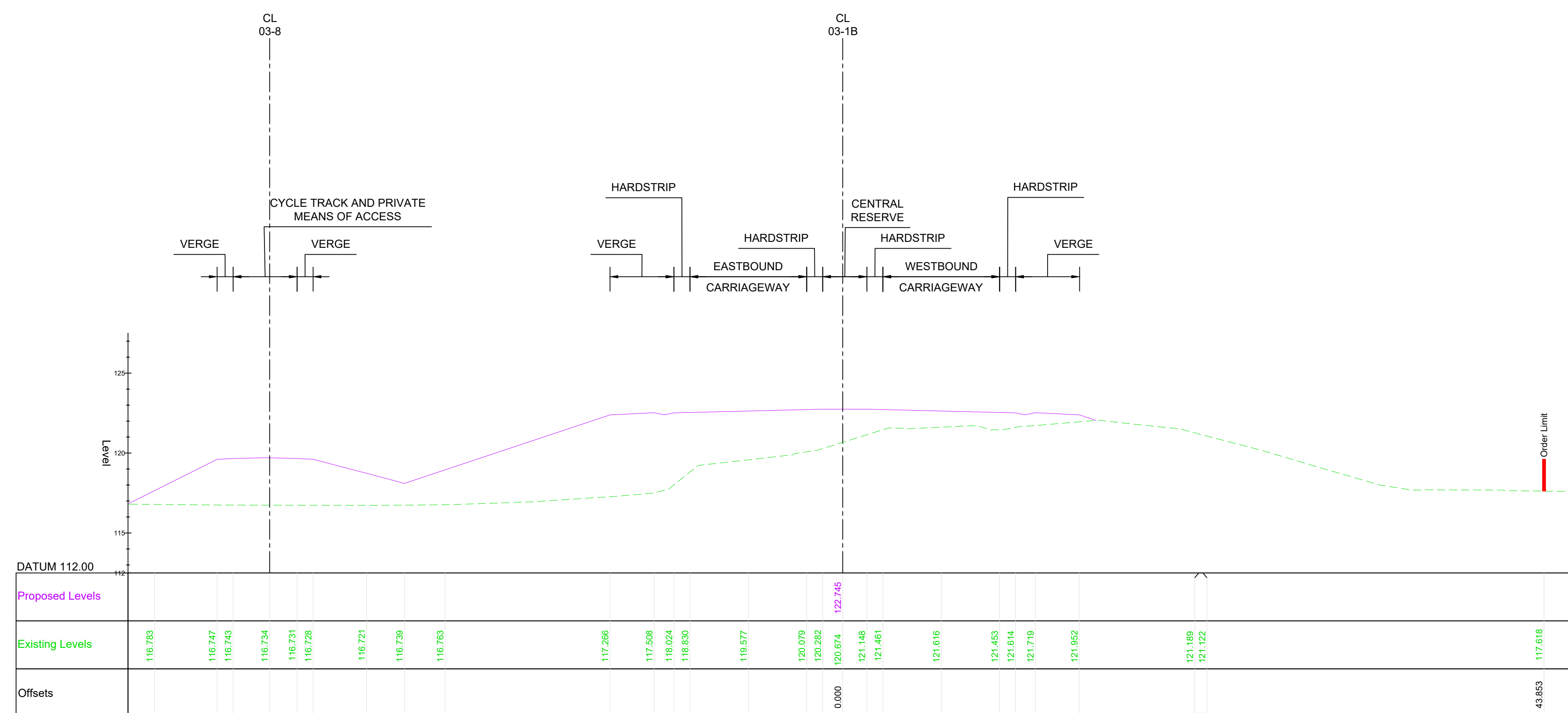
Drawing Number	Project	Originator	Volume
HE565627	- AMY	- HAC	-
S03	-DR-CH-	201102	
Location	Type	Role	Number

Suitability	Suitability Description	Revision
A	Approved for Stage Complete	C02



TYPICAL SECTION - CH. 24200 WORK NOS. 03-1B AND 03-8

Scale 1:200



TYPICAL SECTION - CH. 24200 (CONT.) WORK NOS. 03-1B AND 03-8

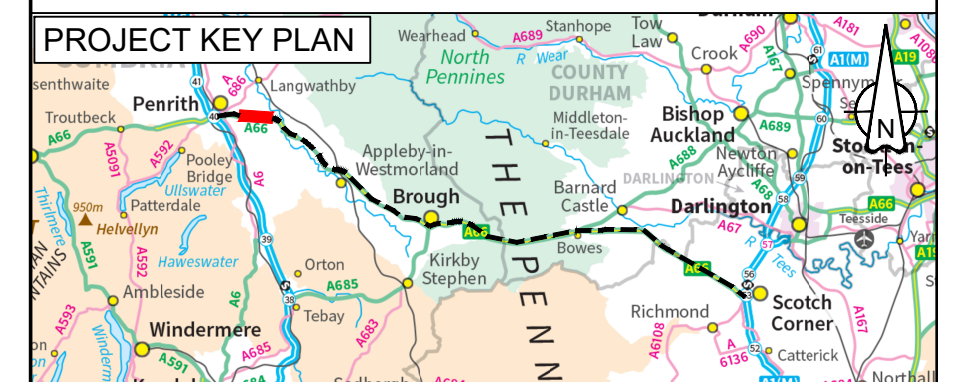
Scale 1:200

NOTES

- ALL DIMENSIONS ARE IN METRES UNLESS NOTED OTHERWISE.
- THESE ENGINEERING SECTION DRAWINGS SHOULD BE READ IN CONJUNCTION WITH THE KEY PLAN AND ALONGSIDE OTHER PLANS AND DOCUMENTS IN THE DEVELOPMENT CONSENT ORDER APPLICATION, IN PARTICULAR, THE WORKS PLANS AND SCHEDULE 1 (AUTHORISED DEVELOPMENT) TO THE DEVELOPMENT CONSENT ORDER.
- FOR CHAINAGE PLEASE REFER TO THE ENGINEERING SECTION DRAWINGS (PLAN AND PROFILES).
- WORK No. REFERENCES ARE DETAILED IN THE SCHEDULE 1 (AUTHORISED DEVELOPMENT) TO THE DEVELOPMENT CONSENT ORDER.
- THE DESIGN SHOWN ON THESE ENGINEERING SECTION DRAWINGS IS ILLUSTRATIVE AND WILL BE SUBJECT TO THE DETAILED DESIGN DEVELOPMENT. ANY CHANGES WILL BE LIMITED TO BEING WITHIN THE ORDER LIMITS AND ANY OTHER CONSTRAINTS INCLUDED IN THE DEVELOPMENT CONSENT ORDER.

KEY

- PROPOSED LEVEL
- EXISTING LEVEL
- ORDER LIMITS



For DCO Submission				
C01	ESWA	FBLA	ASCR	DKID
	06/05/22	06/05/22	09/05/22	09/05/22

Revision details				
Created	Checked	Reviewed	Approved	Authorised
dd/mm/yy	dd/mm/yy	dd/mm/yy	dd/mm/yy	dd/mm/yy

Purpose: DCO APPLICATION

PINS Reference Number: TR010062/APP/5.18

Client: 3 Piccadilly Place, Manchester, M1 3BN

Project Name / Scheme Name: A66 Northern Trans-Pennine Project Scheme 03
Penrith to Temple Sowerby

Drawing Title: Engineering Section Drawings (Cross Sections) Regulation 5(2)(o) & 6(2) Sheet 3 of 3

Project Ref. No. ---	Stage PCF3	Scale: 1:200 @ A1
		Dimensions: M

Drawing Number	Project	Originator	Volume
HE565627	- AMY	- HAC	-
S03	-DR-CH-	201103	
Location	Type	Role	Number

Suitability	Suitability Description	Revision
A	Approved for Stage Complete	C01